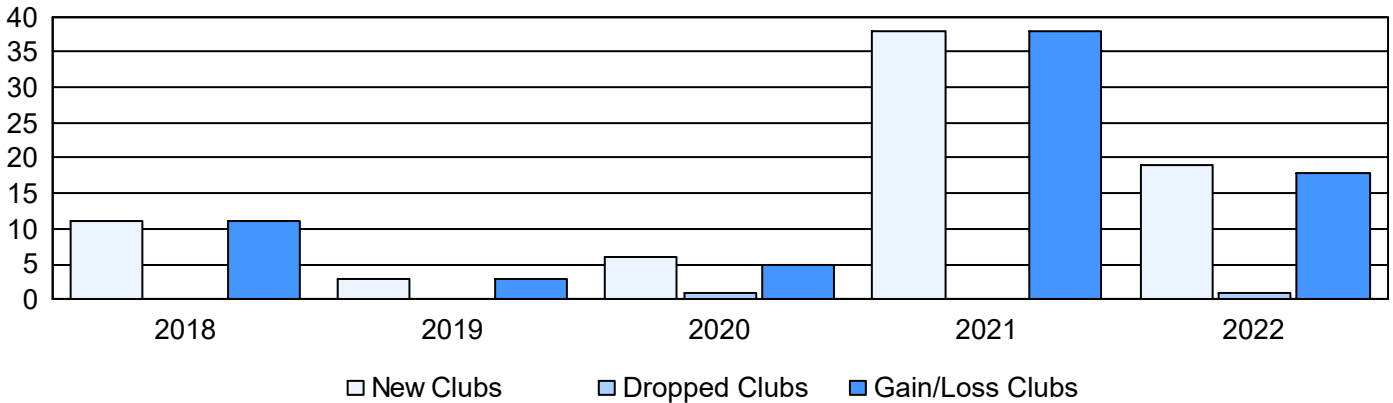
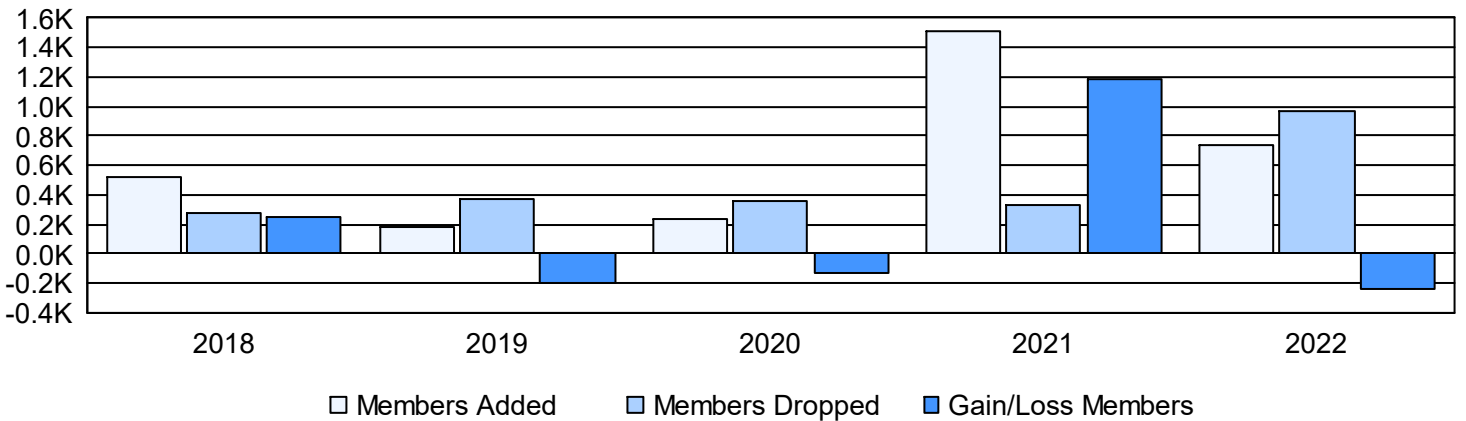


Year	New Clubs	Dropped Clubs	Gain/ Loss Clubs	New Members	Charter Members	Reinstate Members	Transfer Members	Total Member Added	Total Members Dropped	Gain/ Loss Members
2017-2018	11	0	11	244	253	17	3	517	274	243
2018-2019	3	0	3	99	69	8	5	181	375	-194
2019-2020	6	1	5	79	142	9	1	231	360	-129
2020-2021	38	0	38	600	899	5	2	1,506	326	1,180
2021-2022	19	1	18	295	419	14	4	732	968	-236
<b>Average</b>	<b>15</b>	<b>0</b>	<b>15</b>	<b>263</b>	<b>356</b>	<b>11</b>	<b>3</b>	<b>633</b>	<b>461</b>	<b>173</b>

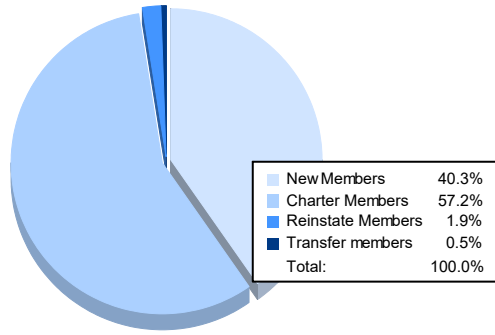
### Clubs



### Members



### Membership Composition June 2022 Cumulative



### Gender Composition June 2022 Cumulative

